

Quick User Guide – AWA Part 4.0

References: MD 2006/42/EC | WMD 2009/104/EC | DGUV Information 214-911 | EASA Annex VIII Part SPO/HESLO

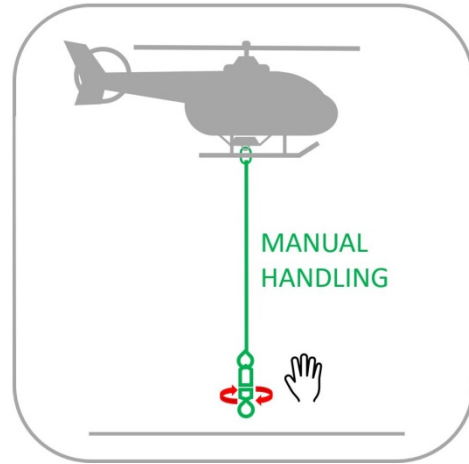
DE: Kurzanleitung für Installation, erste Inbetriebnahme und Anwendung – Details siehe AWA Teil 0 bis 4 – www.air-work.swiss/Documents | EN: Brief instructions for installation, initial start-up and application - for details see AWA part 0 to 4 - www.air-work.swiss/Documents | FR: Brèves instructions pour l'installation, la première mise en service et l'application - pour plus de détails, voir AWA, parties 0 à 4 - www.air-work.swiss/Documents | IT: Brevi istruzioni per l'installazione, l'avvio iniziale e l'applicazione - per i dettagli vedere AWA parte da 0 a 4 - www.air-work.swiss/Documents | SK: Stručný návod na instaláciu, prvé uvedenie do prevádzky a použitie - podrobnosti nájdete v časti AWA časť 0 až 4 - www.air-work.swiss/Documents | PT: Breves instruções de instalação, inicialização inicial e aplicação - para obter detalhes, consulte as partes 0 a 4 da AWA - www.air-work.swiss/Documents | DK: Kort vejledning til installation, initial start og anvendelse - for detaljer se AWA del 0 til 4 - www.air-work.swiss/Documents | FI: Lyhyt asennus-, käyttöönotto- ja sovellusohjeet - katso lisätietoja AWA osista 0-4 - www.air-work.swiss/Documents | NO: Korte instruksjoner for installasjon, første oppstart og påføring - for detaljer se AWA del 0 til 4 - www.air-work.swiss/Documents | SV: Kort instruktioner för installation, initial start och applikation - för detaljer se AWA del 0 till 4 - www.air-work.swiss/Documents | SK: Stručný návod na instaláciu, prvé uvedenie do prevádzky a použitie - podrobnosti nájdete v časti AWA časť 0 až 4 - www.air-work.swiss/Documents | ALB: Udhëzime të shkurtra për instalimin, fillimin fillestar dhe aplikimin - për detaje shihni pjesën AWA 0 nga 4 - www.air-work.swiss/Documents | PL: Krótka instrukcja montażu, pierwszego uruchomienia i aplikacji - szczegóły informacji - patrz AWA część 0-4 - www.air-work.swiss/Documents | HR: Kratka uputstva za instalaciju, početno pokretanje i primjenu - za detalje pogledajte AWA, dio 0 do 4 - www.air-work.swiss/Documents | BG: Кратки инструкции за инсталиране, първоначално пускане и приложение - за подробности вижте AWA част 0 до 4 - www.air-work.swiss/Documents | ZH: 安装, 初次启动和应用的简要说明-有关详细信息, 请参阅AWA第0至4部分-www.air-work.swiss/Documents | JP: インストール、初期起動、およびアプリケーションの簡単な説明-詳細については、AWAパート0から4を参照-www.air-work.swiss/Documents | GR: Σύντομες οδηγίες εγκατάστασης, αρχικής εκκίνησης και εφαρμογής - για λεπτομέρειες βλ. AWA μέρος 0 έως 4 - www.air-work.swiss/Documents. [2020-07-01-06]

DOC AWA_LAM_QUG_T4_B | FC 200701ER | LM 200706ER | AirWork & Heliseilerei GmbH (A&H) | Bahnhofweg 1 | CH-6405 Immensee | FON +41 41 420 49 64 | e-mail office@air-work.com | www.air-work.swiss

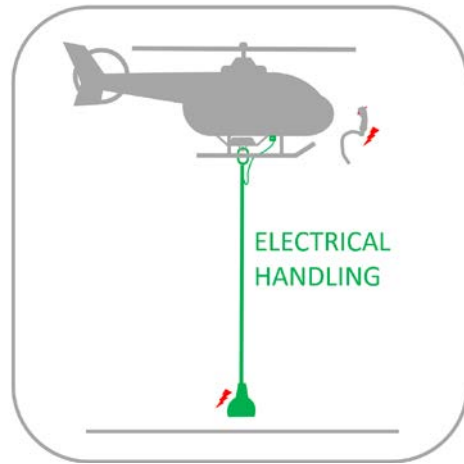
Basic functions



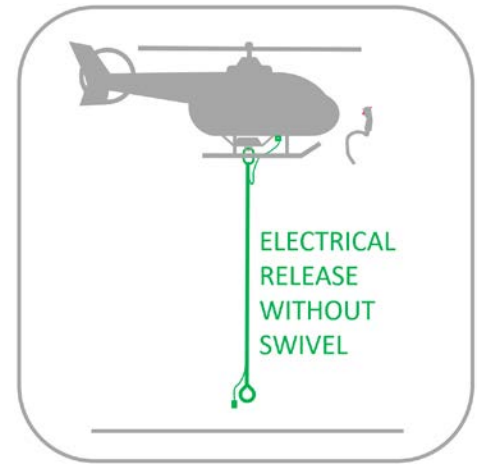
HELICOPTER EXT. SLING LOAD OPERATION



MANUAL HANDLING WITH SWIVEL



ELECTRIC RELEASE WITH SWIVEL

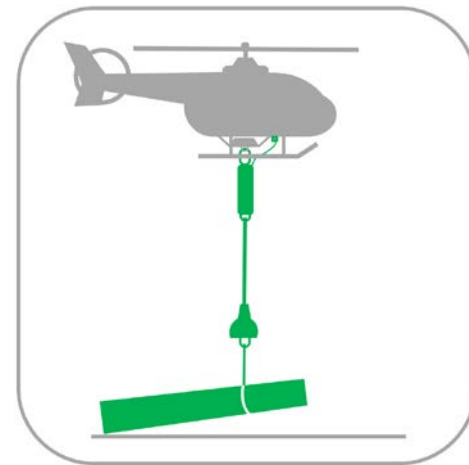


ELECTRIC RELEASE WITHOUT SWIVEL

Standard operation (intended use)



HESLO 1 – 2 – 3



HESLO 3 LOGGING

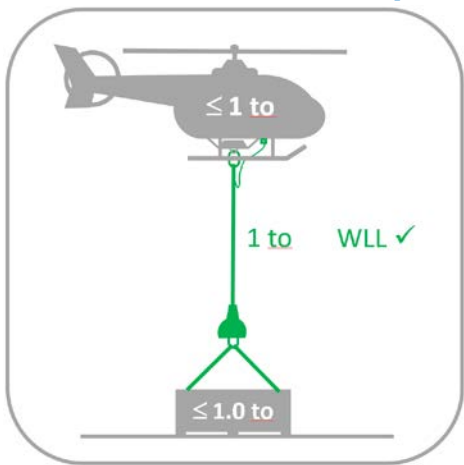


HESLO 4

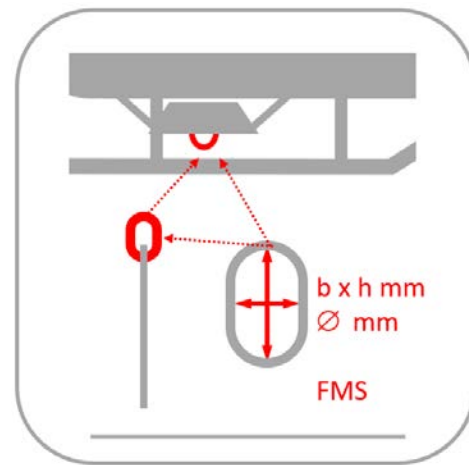


OTHER

Check before start-up and first use



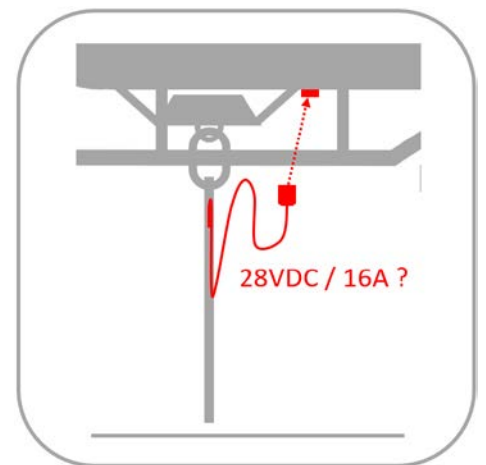
WLL OF LOAD LIFTING DEVICE ≥ WLL OF HELI



FITTING DIMENSION MATCHES HOOK SIZE ?

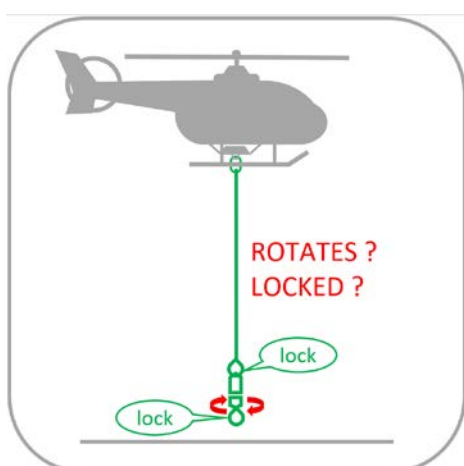


CLEARANCE BETWEEN HOOK AND GROUND ?

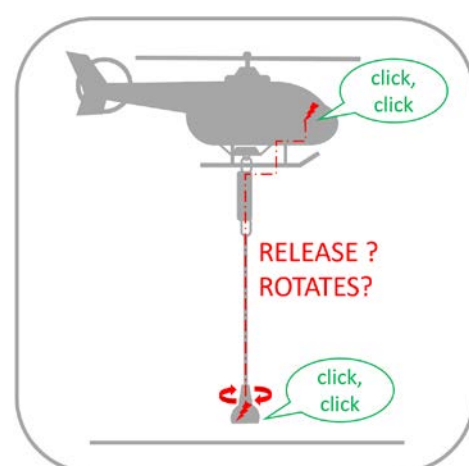


POWER REQUIREMENT MATCHES INTERFACE ?

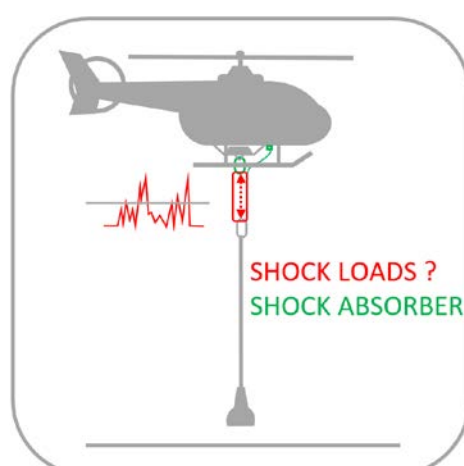
Check before use



FUNCTION TEST: LOCKED & ROTATING ?



FUNCTION TEST: RELEASE & ROTATION ?



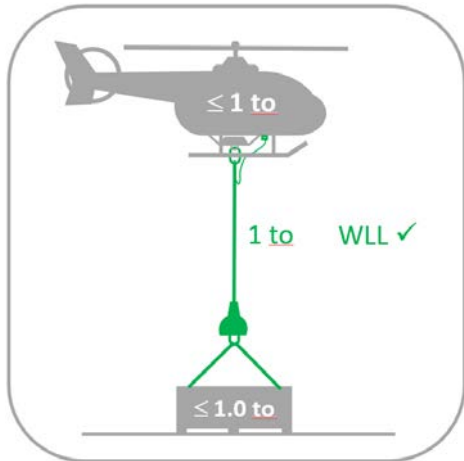
ADDITIONAL EQUIPMENT NECESSARY ?



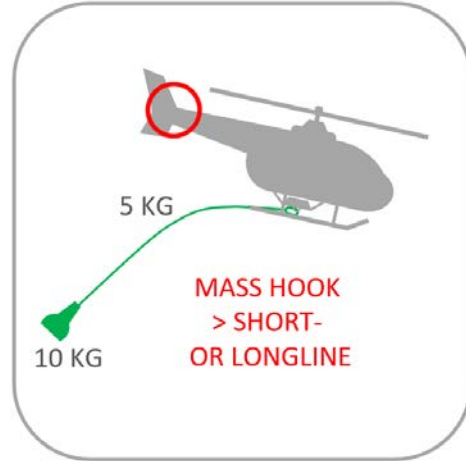
LIFE TIME / EXPIRY DATE ?

Please note that these pictograms do not in any way represent all possible options and that in no case can all options be represented. Therefore, avoid similar situations that deviate from appropriate use.

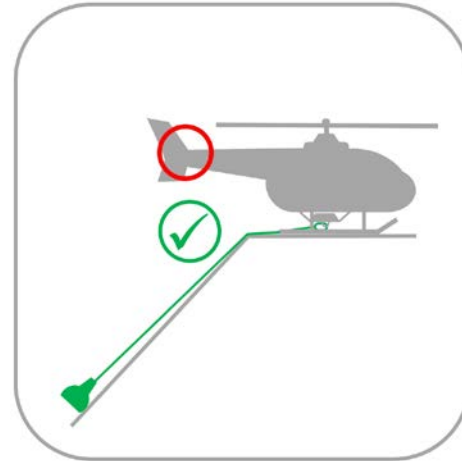
Best practice



WLL OF ROPE > CARGO WEIGHT AND WLL OF HELI



MASS OF REMOTE HOOK > MASS OF ROPE

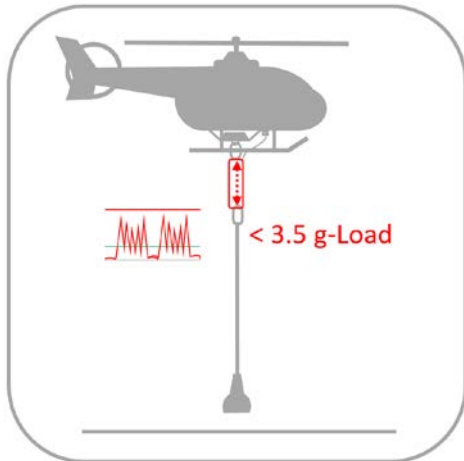


EQUIPMENT IN OPEN GROUND, DISTANT FROM TAIL ROTOR

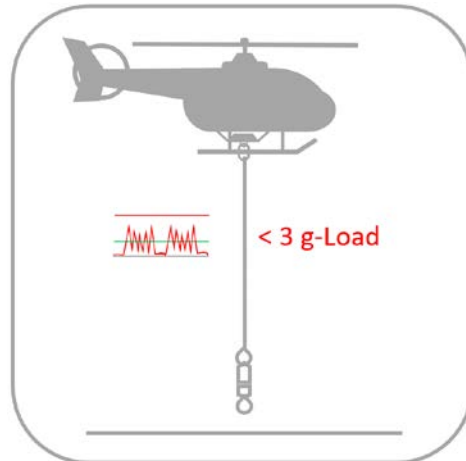


EQUIPMENT WITHIN PILOT'S VIEW FIELD

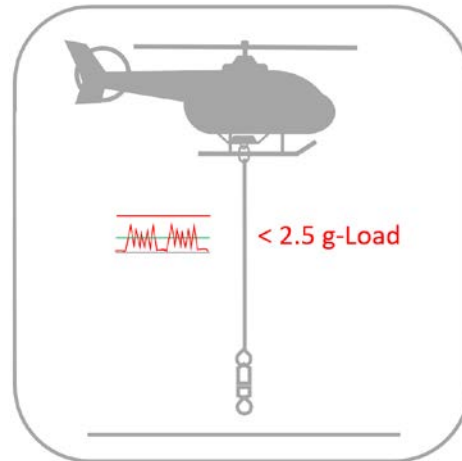
Limitations



LOGGING OR OTHER HARD SHOCK LOADS



STANDARD ASSIGNMENTS



LIMITED USE: LIGHT-DUTY ASSIGNMENTS



GENERAL AND SPECIFIC LIMITS

Dangerous situations on ground



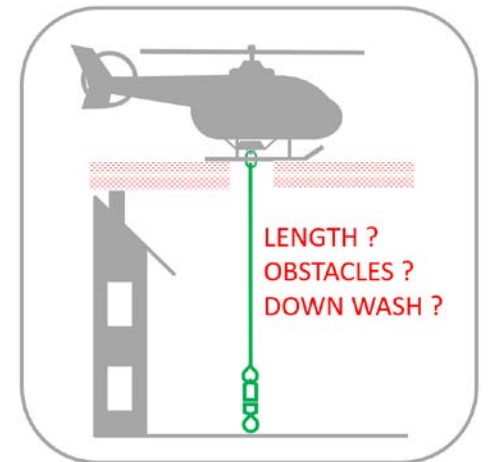
HAZARD: TAIL ROTOR NEAR ROPE LOOPS



HAZARD: DOWN WASH AND TAIL ROTOR

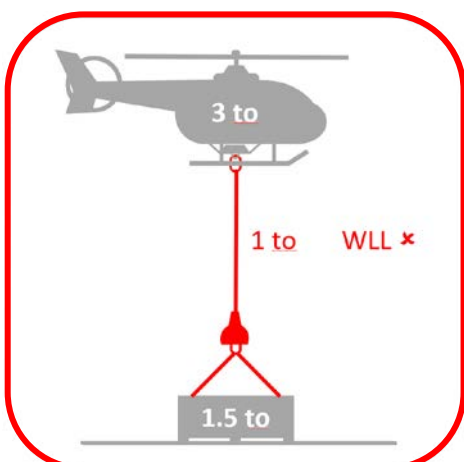


HAZARD: LANDING FLARE ABOVE ROPES

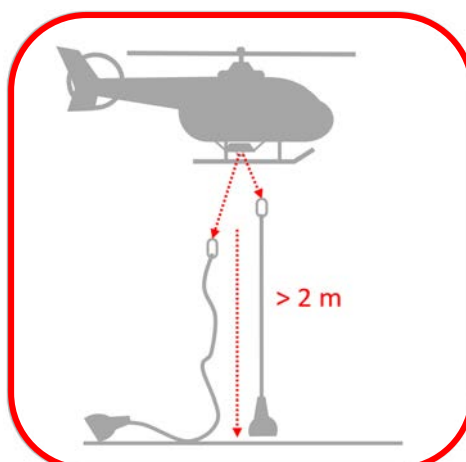


ROPE LENGTH > OBSTACLE HEIGHT

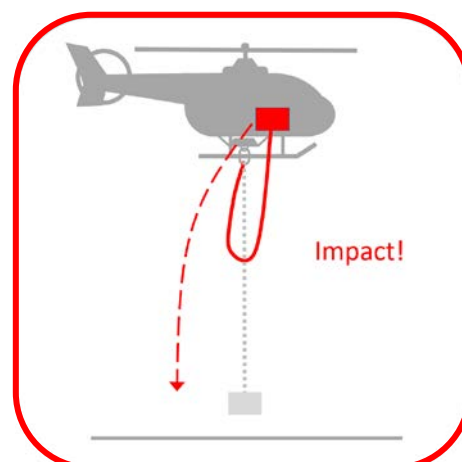
Forbidden



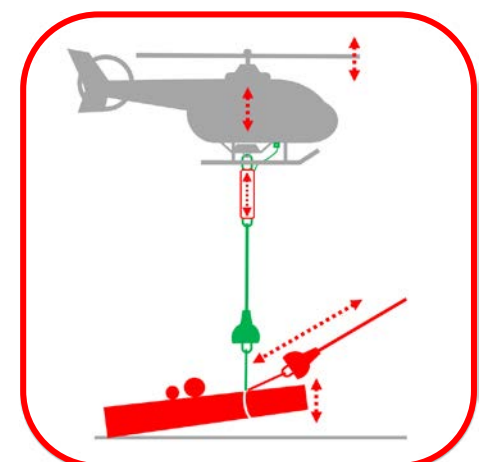
WLL OF EQUIPMENT < CARGO WEIGHT



RELEASE/DROPPING OF EQUIPMENT > 2 m



DROPPING OF CARGO STILL ATTACHED TO HOOK



TUGGING - DRAGGING - PULLING - TEARING

Not least: legal basics



CE - CONFORMITY MD 2006/42/EC



CORRECT AND READABLE LABELLING



READ AND PRACTICE INSTRUCTIONS



CONFORMITY - RELIABILITY - SAFETY